

Branch Health Check

Wednesday, December 12, 2018

50

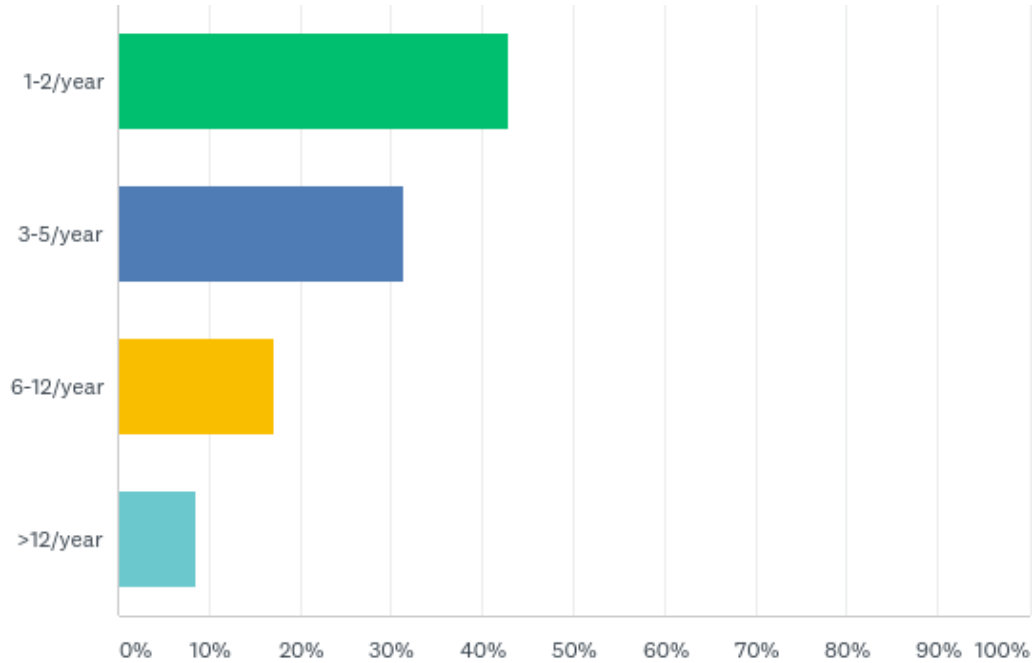
Total Responses

Date Created: Monday, October 29, 2018

Complete Responses: 41

Q3: How often do you hold working bees/other events?

Answered: 35 Skipped: 15



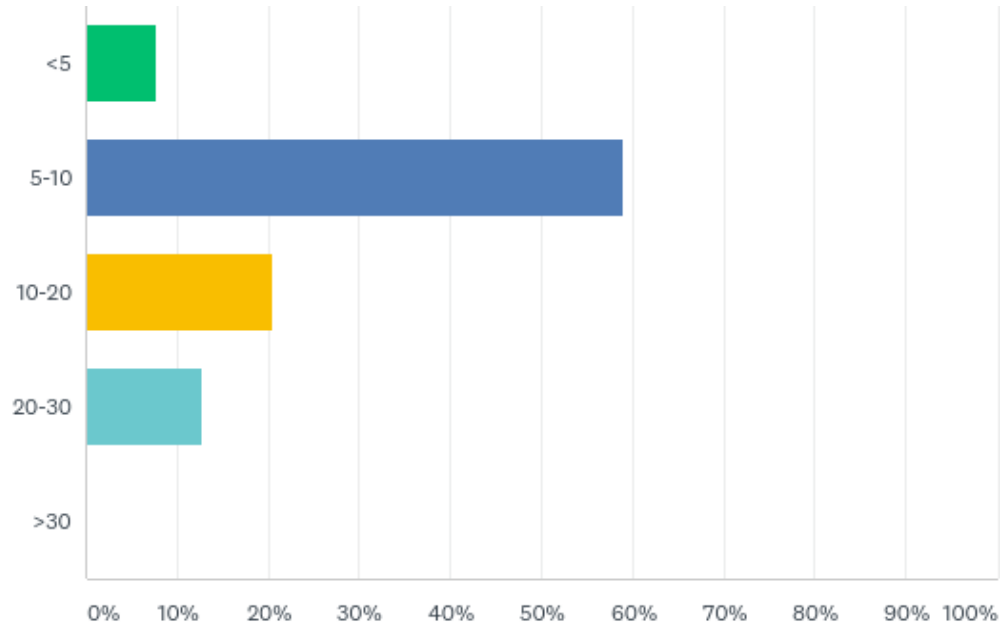
Q3: How often do you hold working bees/other events?

Answered: 35 Skipped: 15

ANSWER CHOICES	RESPONSES	
1-2/year	42.86%	15
3-5/year	31.43%	11
6-12/year	17.14%	6
>12/year	8.57%	3
TOTAL		35

Q4: On average, how many members attend your working bees/other events?

Answered: 39 Skipped: 11



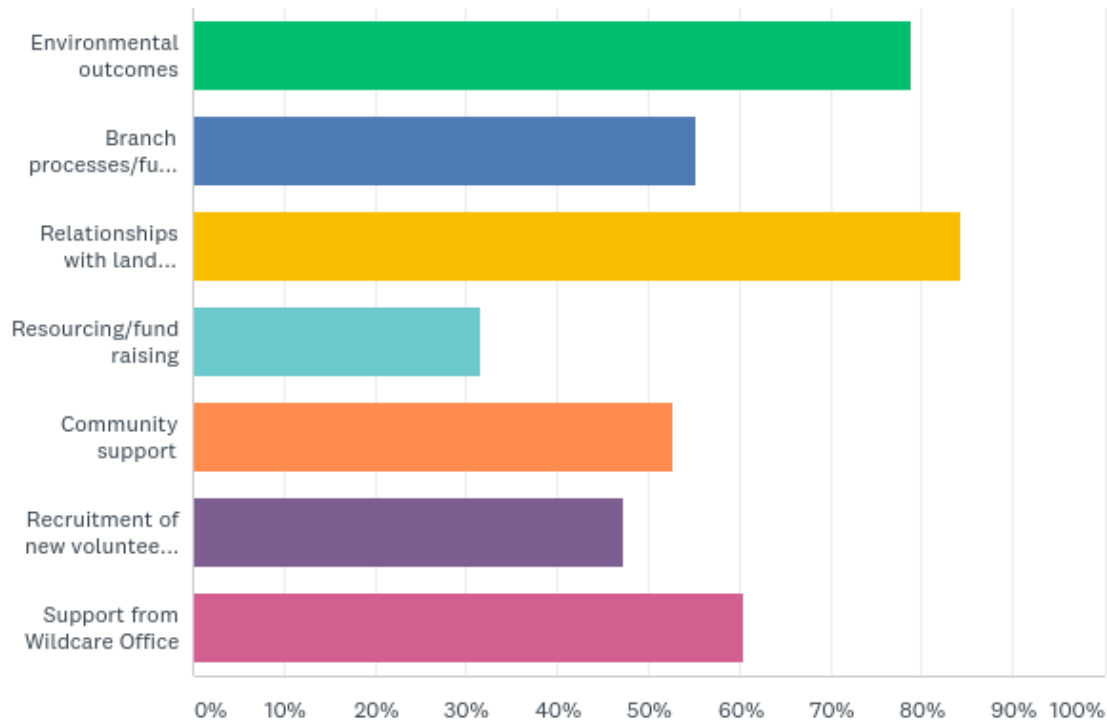
Q4: On average, how many members attend your working bees/other events?

Answered: 39 Skipped: 11

ANSWER CHOICES	RESPONSES	
<5	7.69%	3
5-10	58.97%	23
10-20	20.51%	8
20-30	12.82%	5
>30	0.00%	0
TOTAL		39

Q6: What is currently working well?

Answered: 38 Skipped: 12



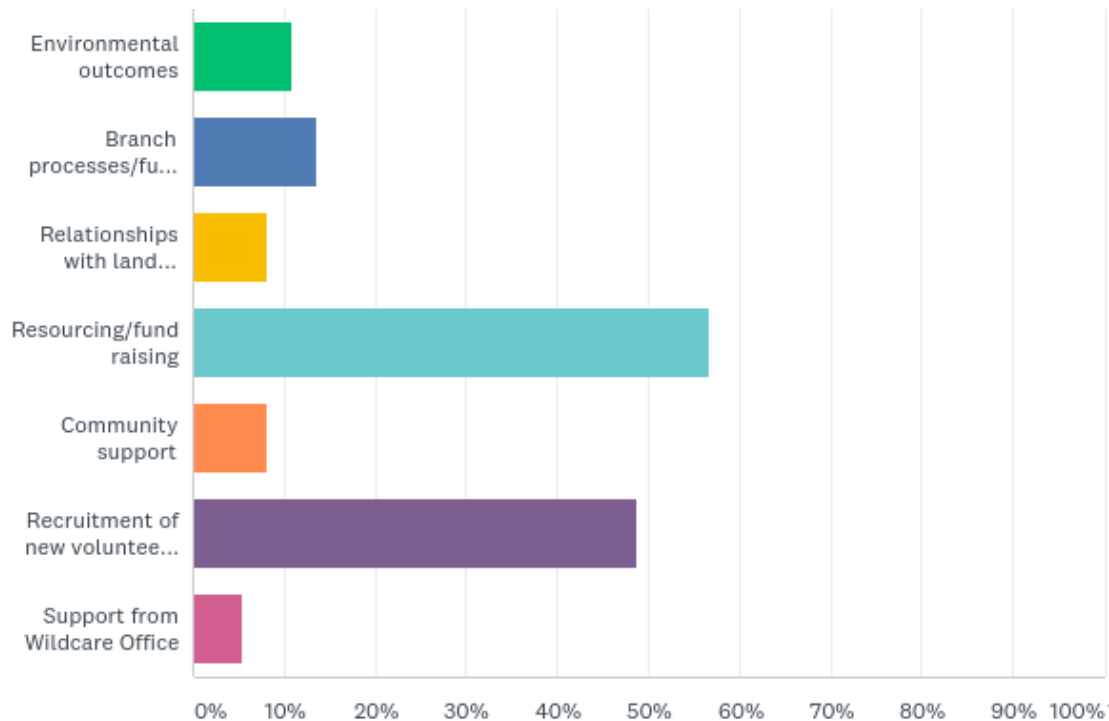
Q6: What is currently working well?

Answered: 38 Skipped: 12

ANSWER CHOICES	RESPONSES	
Environmental outcomes	78.95%	30
Branch processes/functioning	55.26%	21
Relationships with land management partners	84.21%	32
Resourcing/fundraising	31.58%	12
Community support	52.63%	20
Recruitment of new volunteers and skills	47.37%	18
Support from Wildcare Office	60.53%	23
Total Respondents: 38		

Q7: What are some of your main challenges?

Answered: 37 Skipped: 13



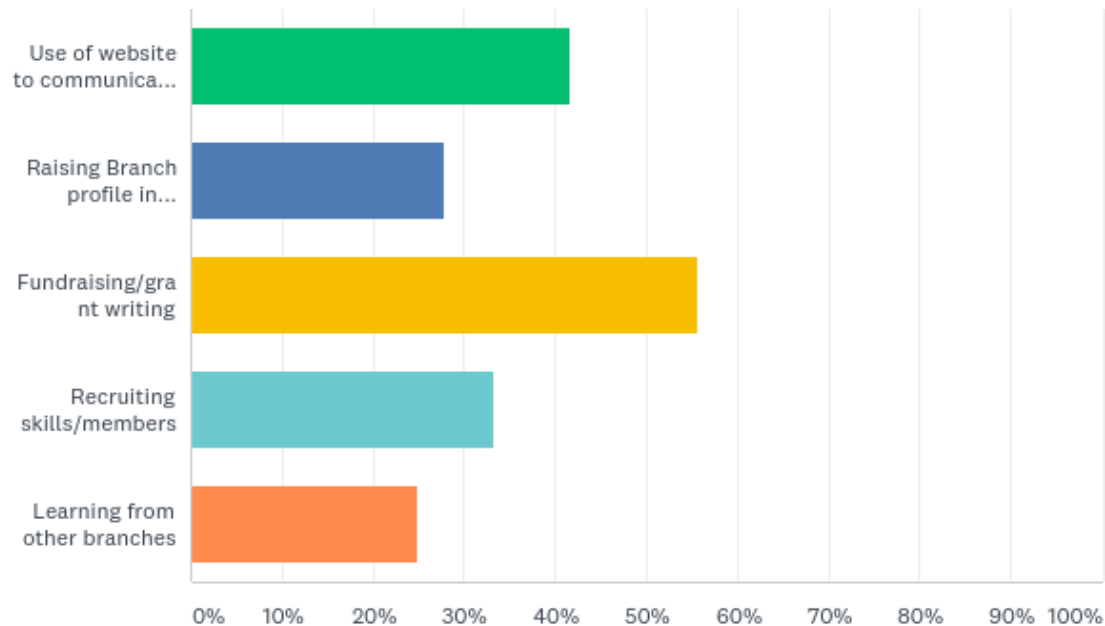
Q7: What are some of your main challenges?

Answered: 37 Skipped: 13

ANSWER CHOICES	RESPONSES	
Environmental outcomes	10.81%	4
Branch processes/functioning	13.51%	5
Relationships with land management partners	8.11%	3
Resourcing/fundraising	56.76%	21
Community support	8.11%	3
Recruitment of new volunteers and skills	48.65%	18
Support from Wildcare Office	5.41%	2
Total Respondents: 37		

Q8: In what areas would you most like support from the Wildcare Office team?

Answered: 36 Skipped: 14



Q8: In what areas would you most like support from the Wildcare Office team?

Answered: 36 Skipped: 14

ANSWER CHOICES	RESPONSES	
Use of website to communicate with members/post articles/calendar events	41.67%	15
Raising Branch profile in wider community	27.78%	10
Fundraising/grant writing	55.56%	20
Recruiting skills/members	33.33%	12
Learning from other branches	25.00%	9
Total Respondents: 36		